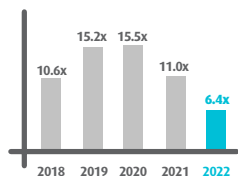


## BUILDING INFRASTRUCTURE

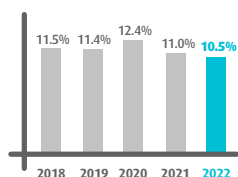


Investment in capital is **6.4x** the rate of depreciation

This is the amount of capital invested in infrastructure for every dollar that assets depreciate each year. In 2022, the investment in capital will be \$181.1M\* compared to an amortization of \$28.3M\*.

\*Amortization based on net book value as per the audited financial statements from the preceding year

## MANAGING DEBT



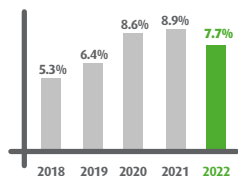
Debt servicing costs are **10.5%** of revenue

This is the amount of annual revenue committed to debt repayment for existing and new capital. In 2022, debt servicing costs will account for \$25.5M\* out of total revenue of \$242.0M.\*\*

\*This excludes municipal borrowing

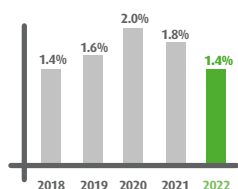
\*\*This excludes municipal debt (15.4M), internal allocations (47.2M), and surplus carryforward (8.0M)

## SAVING FOR THE FUTURE



Reserve transfers make up **7.7%** of the operating budget

This is the amount of total reserve contributions compared to the total CRD operating budget. In 2022, reserve transfers will total \$24.0M while the operating budget will total \$312.7M.



Reserve transfers make up **1.4%** of the depreciated value of assets

This is the amount of total reserve contributions compared to the total net book value of CRD assets. In 2022, reserve transfers will total \$24.0M while the net book value will total \$1,694.1M.\*

\*Based on net book value as per the audited statements from the preceding year