Appendix D: Development Proposal LP000027

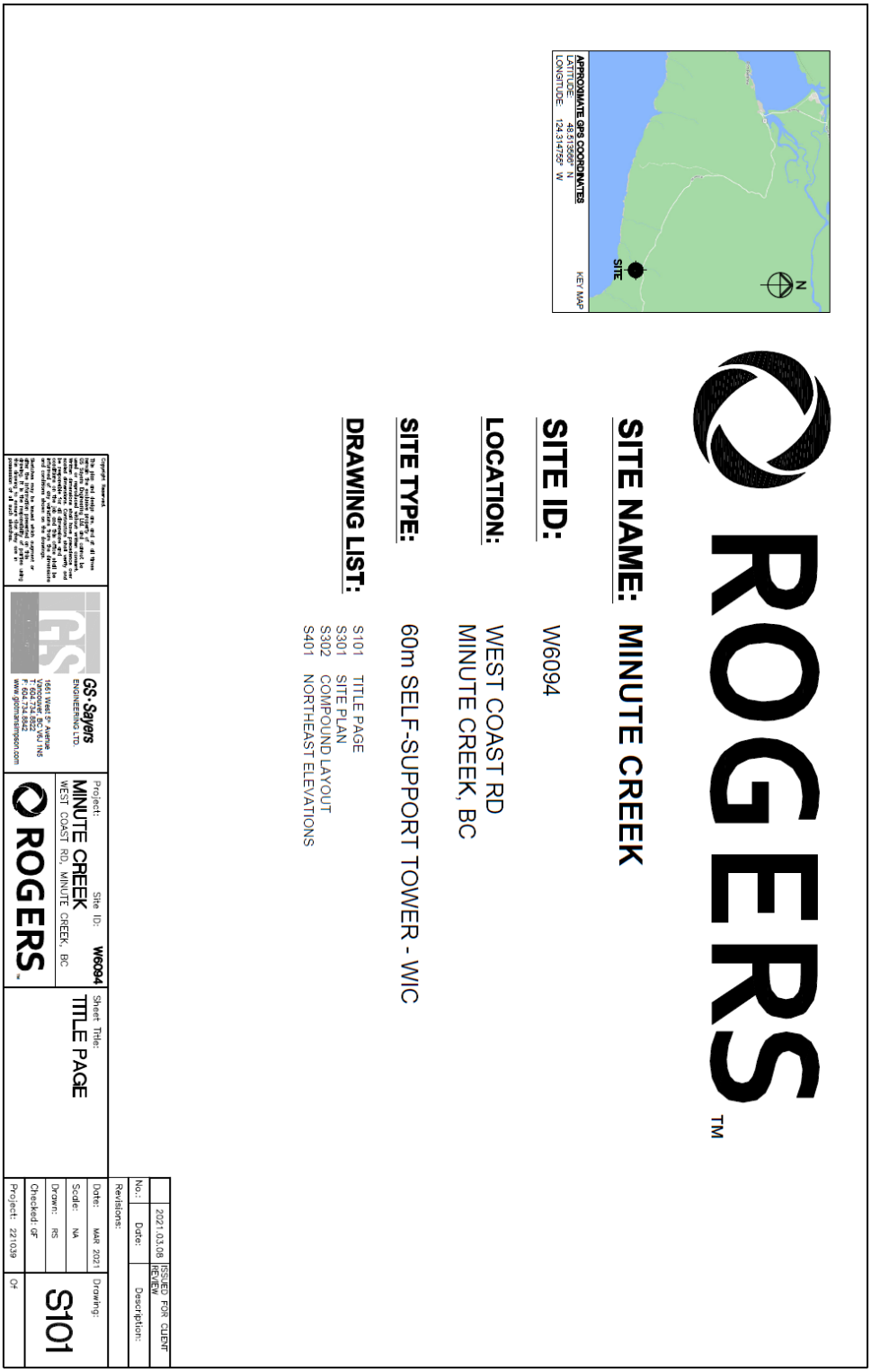

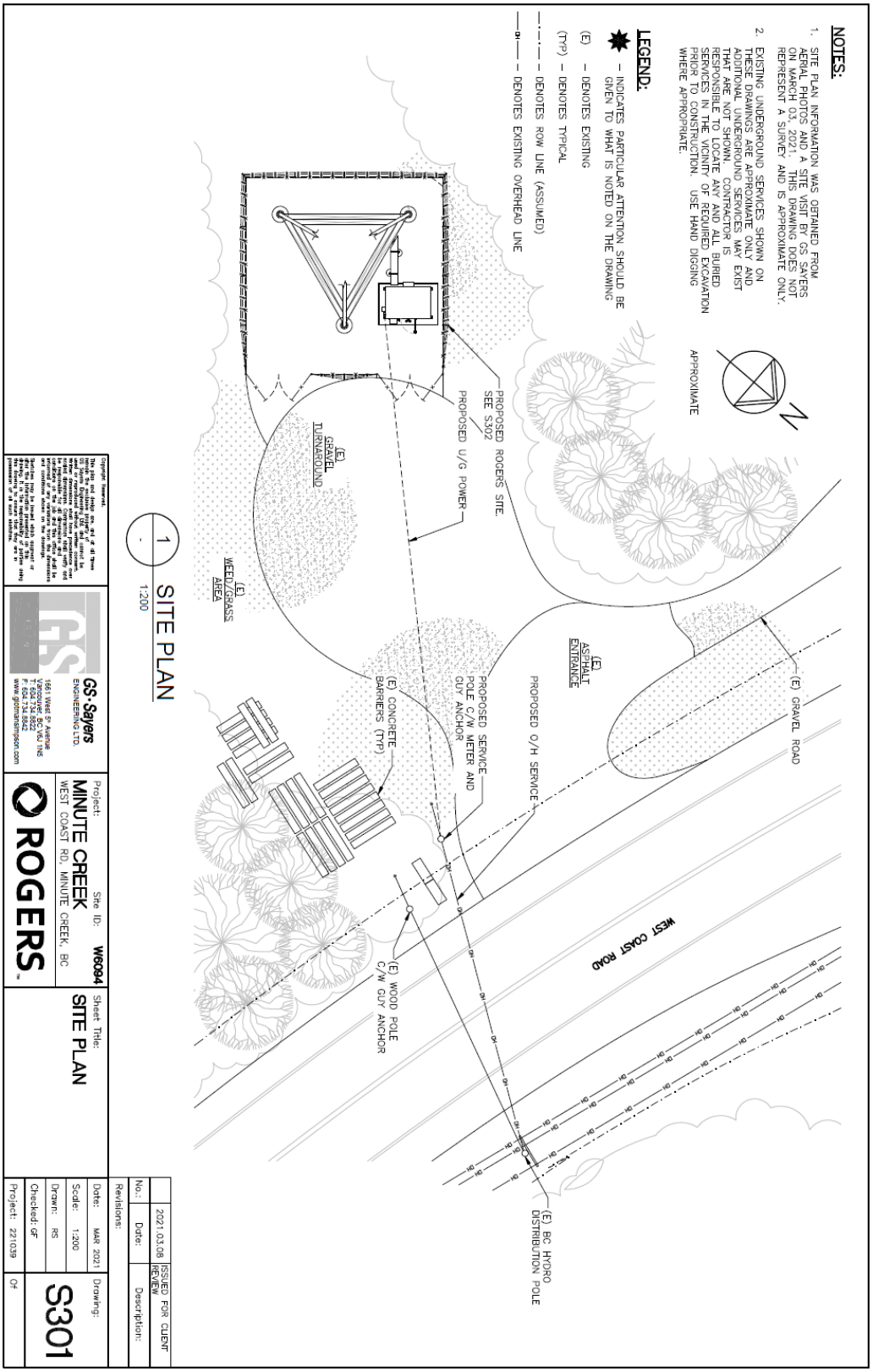
NOTES:
1. SITE PLAN INFORMATION WAS OBTAINED FROM AERIAL PHOTOS AND A SITE VISIT BY GS SAYERS ON MARCH 03, 2021. THIS DRAWING DOES NOT REPRESENT A SURVEY AND IS APPROXIMATE ONLY.
2. EXISTING UNDERGROUND SERVICES SHOWN ON THESE DRAWINGS ARE APPROXIMATE ONLY AND ADDITIONAL UNDERGROUND SERVICES MAY EXIST THAT ARE NOT SHOWN. CONTRACTOR IS RESPONSIBLE TO LOCATE ANY AND ALL BURIED SERVICES WITHIN VICINITY OF REQUIRED EXCAVATION PRIOR TO CONSTRUCTION. USE HAND DIGGING WHERE APPROPRIATE.
LEGEND:
– INDICATES PARTICULAR ATTENTION SHOULD BE GIVEN TO WHAT IS NOTED ON THE DRAWING
(E) – DENOTES EXISTING
(TYP) – DENOTES TYPICAL
DENOTES ROW LINE (ASSUMED)
DENOTES EXISTING OVERHEAD LINE
APPROXIMATE
(E) GRAVEL ROAD
(E) ASPHALT ENTRANCE
PROPOSED O/H SERVICE
PROPOSED SERVICE POLE C/W METER AND GUY ANCHOR
(E) CONCRETE BARRIERS (TYP)
PROPOSED ROGERS SITE SEE S302
PROPOSED U/G POWER
(E) GRAVEL TURNAROUND
(E) WEED/GRASS AREA
WEST COAST ROAD
(E) WOOD POLE C/W GUY ANCHOR
(E) BC HYDRO DISTRIBUTION POLE
1 SITE PLAN
1:200
GS-Sayers ENGINEERING LTD.
1661 West 5th Avenue Vancouver, BC V6J 1N6
T: 604.736.5650
F: 604.734.8842
www.gsmartsimpson.com
Project: MINUTE CREEK
WEST COAST RD, MINUTE CREEK, BC
Site ID: W6094
ROGERS
Sheet Title: SITE PLAN
2021.03.08 ISSUED FOR CLIENT REVIEW
No.: Date: Description:
Revisions:
Date: MAR 2021
Scale: 1:200
Drawn: RS
Checked: GF
Project: 221039
Drawing: S301
Of

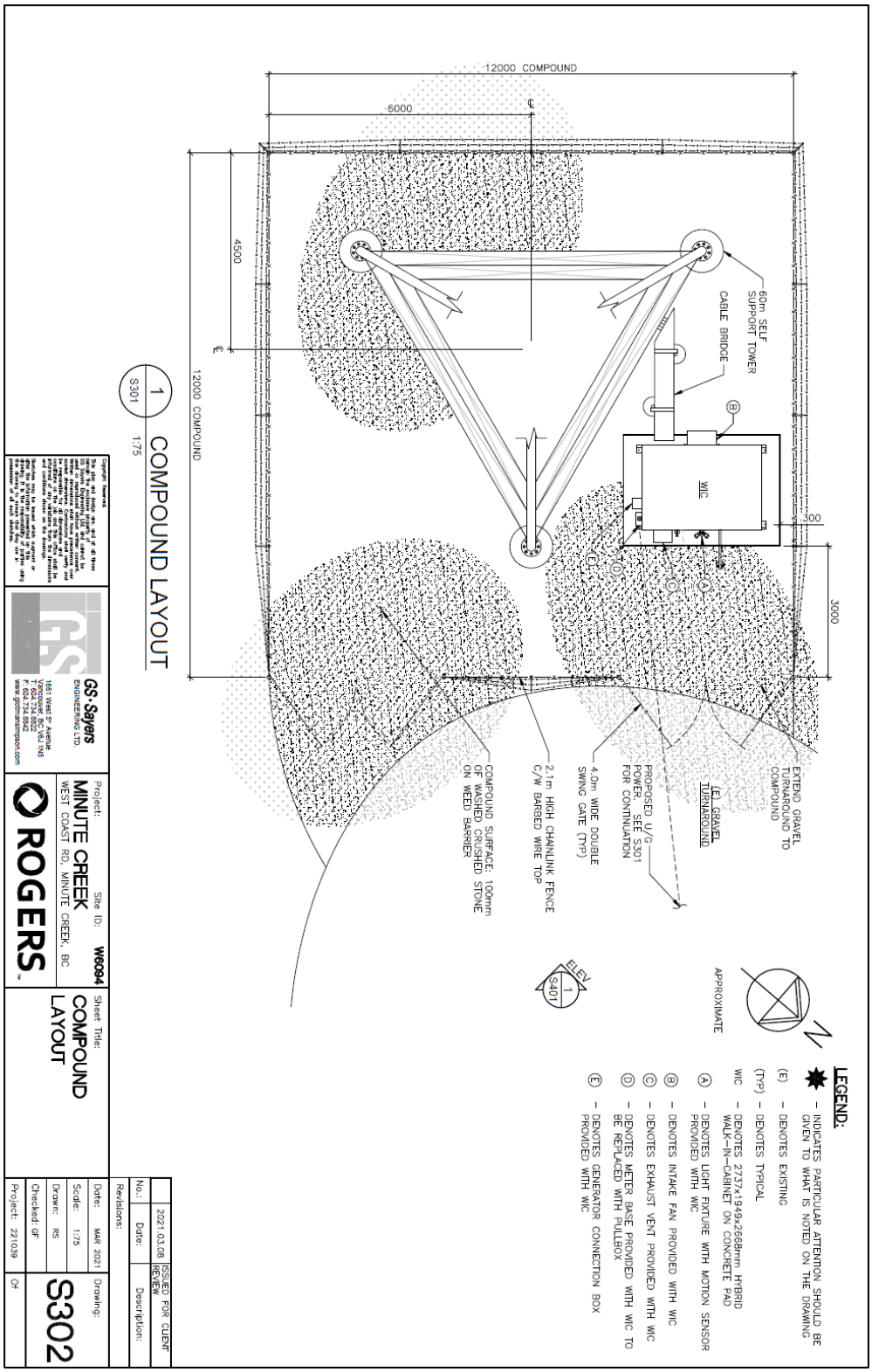
12000 COMPOUND
6000
4500
12000 COMPOUND
3000
300
60m SELF SUPPORT TOWER
CABLE BRIDGE
WIC
EXTEND GRAVEL TURNAROUND TO COMPOUND
(E) GRAVEL TURNAROUND
PROPOSED U/G POWER. SEE S301 FOR CONTINUATION
4.0m WIDE DOUBLE SWING GATE (TYP)
2.1m HIGH CHAINLINK FENCE C/W BARBED WIRE TOP
COMPOUND SURFACE: 100mm OF WASHED CRUSHED STONE ON WEED BARRIER
ELEV 1 S401
APPROXIMATE
LEGEND:
– INDICATES PARTICULAR ATTENTION SHOULD BE GIVEN TO WHAT IS NOTED ON THE DRAWING
(E) – DENOTES EXISTING
(TYP) – DENOTES TYPICAL
WIC – DENOTES 2737x1949x2668mm HYBRID WALK-IN-CABINET ON CONCRETE PAD
(A) – DENOTES LIGHT FIXTURE WITH MOTION SENSOR PROVIDED WITH WIC
(B) – DENOTES INTAKE FAN PROVIDED WITH WIC
(C) – DENOTES EXHAUST VENT PROVIDED WITH WIC
(D) – DENOTES METER BASE PROVIDED WITH WIC TO BE REPLACED WITH PULLBOX
(E) – DENOTES GENERATOR CONNECTION BOX PROVIDED WITH WIC
1 S301 COMPOUND LAYOUT
1:75
Copyright Reserved
The plans and details on and of all these GS Sayers Engineering Ltd. and cannot be used without our prior written permission nor can the information be disclosed to third parties. Drawings and designs shall be returned to GS Sayers Engineering Ltd. upon request or upon completion of work by the contractor.
Dimensions must be checked with architect or engineer before proceeding with shop drawings. It is the responsibility of the contractor to verify all dimensions and conditions on site.
GS Sayers ENGINEERING LTD.
1661 West 5th Avenue
Vancouver, BC V6J 1N5
T: 604.734.4552
F: 604.734.8642
www.gssayersengineering.com
Project: MINUTE CREEK
WEST COAST RD, MINUTE CREEK, BC
Site ID: W6094
ROGERS
Sheet Title: COMPOUND LAYOUT
2021.03.08 ISSUED FOR CLIENT REVIEW
No.: Date: Description:
Revisions:
Date: MAR 2021
Scale: 1:75
Drawn: RS
Checked: GF
Drawing: S302
Project: 221039
C#

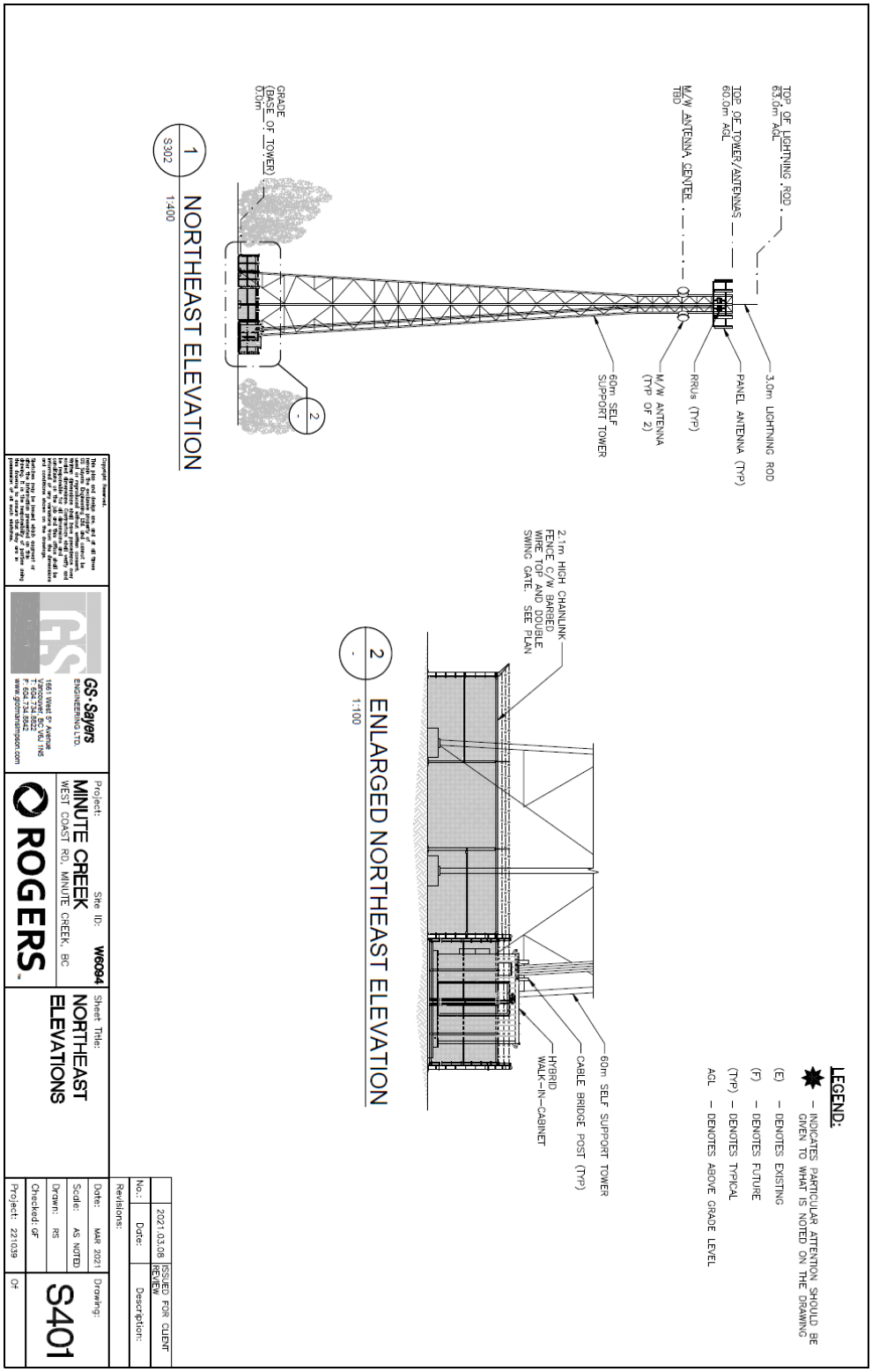
LEGEND:
– INDICATES PARTICULAR ATTENTION SHOULD BE GIVEN TO WHAT IS NOTED ON THE DRAWING
(E) – DENOTES EXISTING
(F) – DENOTES FUTURE
(TYP) – DENOTES TYPICAL
AGL – DENOTES ABOVE GRADE LEVEL
TOP OF LIGHTNING ROD 63.0m AGL
TOP OF TOWER/ANTENNAS 60.0m AGL
M/W ANTENNA CENTER TBD
3.0m LIGHTNING ROD
PANEL ANTENNA (TYP)
RRUs (TYP)
M/W ANTENNA (TYP OF 2)
60m SELF SUPPORT TOWER
GRADE (BASE OF TOWER) 0.0m
1 S302 NORTHEAST ELEVATION 1:400
2.1m HIGH CHAINLINK FENCE C/W BARBED WIRE TOP AND DOUBLE SWING GATE. SEE PLAN
60m SELF SUPPORT TOWER
CABLE BRIDGE POST (TYP)
HYBRID WALK-IN-CABINET
2 - ENLARGED NORTHEAST ELEVATION 1:100
2021.03.08 ISSUED FOR CLIENT REVIEW
No.: Date: Description:
Revisions:
Date: MAR 2021
Scale: AS NOTED
Drawn: RS
Checked: GF
Project: 221039
Drawing: S401
Sheet Title: NORTHEAST ELEVATIONS
Site ID: WC084
Project: MINUTE CREEK
WEST COAST RD, MINUTE CREEK, BC
ROGERS
GS-Sayers ENGINEERING LTD.
1661 West 5th Avenue
Vancouver, BC V6J 1N5
T: 604.734.6622
F: 604.734.6623
www.gssayersthompson.com