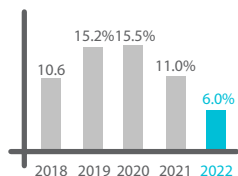


BUILDING INFRASTRUCTURE

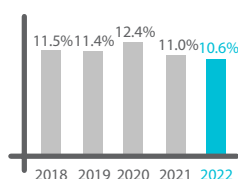


Investment on capital is **6.0x** the rate of depreciation

This is the amount of capital invested in infrastructure for every dollar that assets depreciate each year. In 2022, the investment in capital will be \$168.8M* compared to an amortization of \$28.3M*.

*Amortization based on net book value as per the audited financial statements from the preceding year

MANAGING DEBT



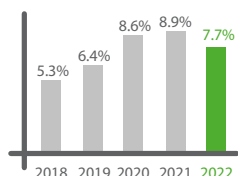
Debt servicing costs are **10.6%** of revenue

This is the amount of annual revenue committed to debt repayment for existing and new capital. In 2022, debt servicing costs will account for \$25.5M* out of total revenue of \$239.9M.**

*This excludes municipal borrowing.

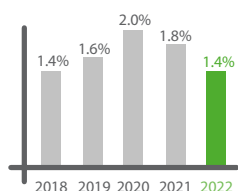
**This excludes municipal debt (15.4M), internal allocations (47.3M), and surplus carryforward (6.6M).

SAVING FOR THE FUTURE



Reserve transfers make up **7.7%** of the operating budget

This is the amount of total reserve contributions compared to the total CRD operating budget. In 2022, reserve transfers will total \$23.9M while the operating budget will total \$309.2M.



Reserve transfers make up **1.4%** of the depreciated value of assets

This is the amount of total reserve contributions compared to the total net book value of CRD assets. In 2022, reserve transfers will total \$23.9M while the net book value will total \$1,694.1M.*

*Based on net book value as per the audited statements from the preceding year.