

**REPORT TO CAPITAL REGIONAL DISTRICT BOARD  
MEETING OF WEDNESDAY, APRIL 08, 2020**

**SUBJECT     Community Works Fund 2019 Annual Report**

**ISSUE SUMMARY**

This report provides a summary of the Community Works Fund (CWF) grant allocated to the Capital Regional District (CRD) for January 1, 2019 – December 31, 2019.

**BACKGROUND**

The CWF is provided under the Administrative Agreement of the Federal Gas Tax Fund in BC (Gas Tax Agreement) with funding amounts based on population. The Union of BC Municipalities (UBCM) administers the CWF to allocate Federal Gas Tax Funding to local governments. The CRD has received the CWF grant under two terms, 2006-2013 and 2014-2024.

The CWF is re-allocated to the three Electoral Areas (EA) on a per capita basis. To distribute CWF funding, the CRD reviews applications throughout the year, and determines whether the proposed project meets eligibility requirements. The EA Directors provide their support to the applications, which are also subject to fund availability.

**Table 1: Distribution of CWF Funds to EA**

EA	Juan de Fuca (JDF)	Salt Spring Island (SSI)	Southern Gulf Islands (SGI)	Total
<b>Population (2016 Census)</b>	4,860	10,557	4,732	20,149
<b>% CWF Allocated to EA</b>	24%	52%	24%	100%

**Table 2: CWF Funding Received in 2019**

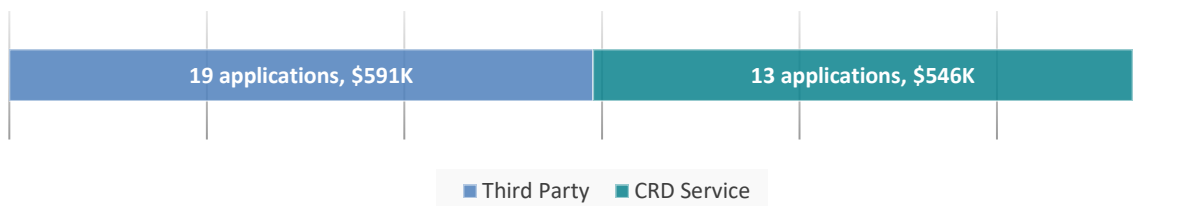
Payment	JDF	SSI	SGI	Total
Installment 1	\$135,555	\$294,456	\$131,985	\$561,996
Bonus	\$276,916	\$601,524	\$269,623	\$1,148,063
Installment 2	\$135,555	\$294,456	\$131,985	\$561,996
<b>Total</b>	<b>\$548,026</b>	<b>\$1,190,436</b>	<b>\$533,593</b>	<b>\$2,272,055</b>

**Table 3: CWF Funding Assigned to Projects for 2019\* by Electoral Area.**

*\*CWF funds do not have to be spent in the year in which they are received.*

EA	JDF	SSI	SGI	Total
Number of Applications	6	11	15	32
Amount Allocated	\$156,500	\$559,734	\$420,889	<b>\$1,137,123</b>

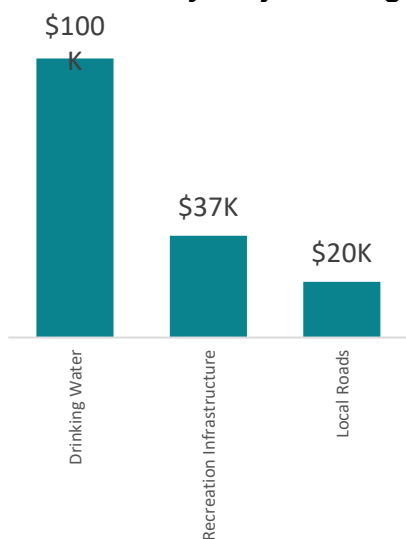
**Table 4:** CWF Awarded by Recipient Type for 2019



To be eligible under CWF, as per the Agreement, a proposed project must meet the “Ultimate Recipient” and “Infrastructure” definitions, and reflect one of the Eligible Project Categories.

**Table 5:** CWF Awarded by Project Category by Electoral Area - 2019

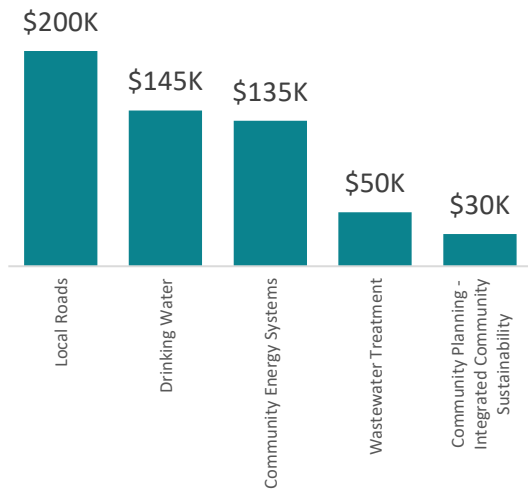
**JDF Awarded by Project Category**



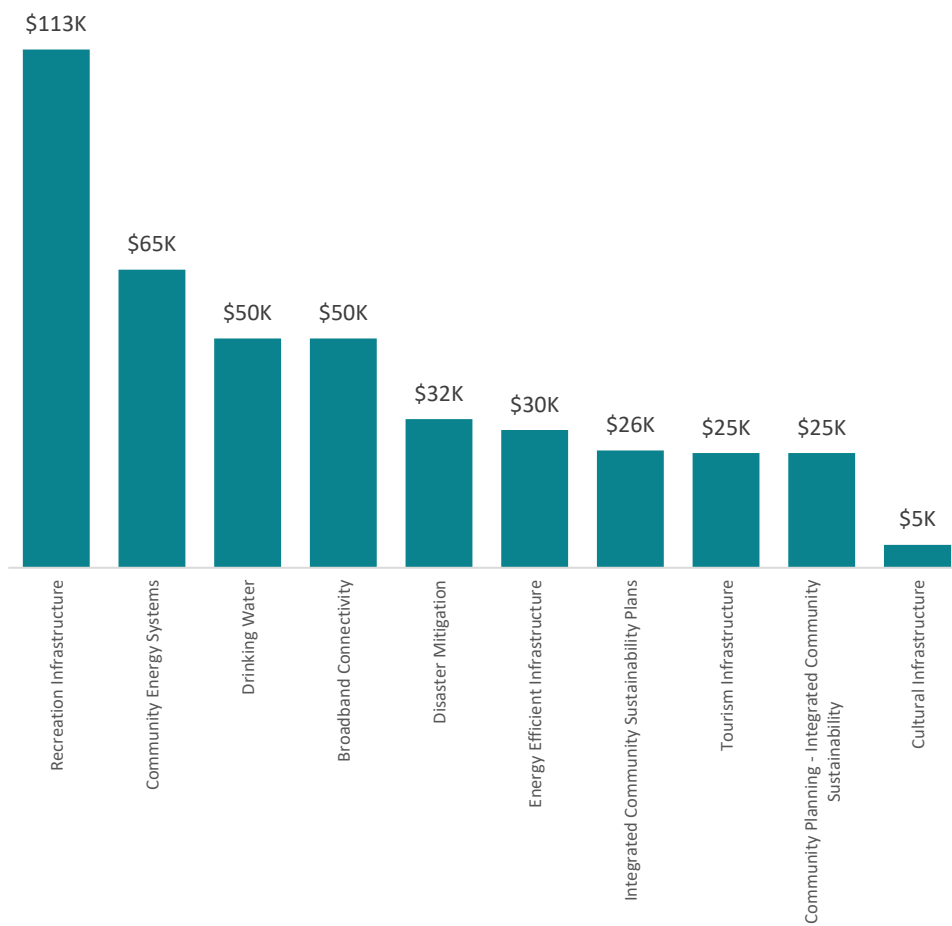
#### Eligible Project Categories

- Local Roads, Bridges
- Short-sea Shipping
- Short-line Rail
- Regional and Local Airports
- Broadband Connectivity
- Public Transit
- Drinking Water
- Wastewater
- Solid Waste
- Community Energy Systems
- Brownfield Redevelopment
- Sport Infrastructure
- Recreational Infrastructure
- Cultural Infrastructure
- Tourism Infrastructure
- Disaster Mitigation
- Capacity Building (Integrated Community Sustainability Plans and Asset Management)
- Highways

### SSI Awarded by Project Category



### SFI Awarded by Project Category



## **ALTERNATIVES**

### *Alternative 1*

That the Community Works Fund 2019 Annual Report be received for information.

## **CONCLUSION**

The Community Works Fund 2019 Annual Report provides a summary of funding activity in 2019. Funds are used within the framework that sets out project categories, eligibility, and requirements.

## **RECOMMENDATION**

That the Community Works Fund 2019 Annual Report be received for information.

Submitted by:	Carlo Vijandre, PMP, ASCT, FMP, Manager, Asset Management
Concurrence:	Nelson Chan, MBA, CPA, CMA, Chief Financial Officer
Concurrence:	Robert Lapham, MCIP, RPP, Chief Administrative Officer

## **ATTACHMENT(S)**

Appendix A: Grants Awarded: Federal Gas Tax – Community Works Fund 2019

Appendix B: CWF Funding Assigned to Projects and Balance Remaining by Electoral Area,  
April 1, 2006–January 31, 2020