















Table 1. Regional Context Statement Evaluation Framework

		Relationship to Legislative Requirement For CRD Board consideration		
LGA	RCS Content	All relevant content is included	Clearly articulates relevant content	Plan to be consistent over time
429(2)(a)	Identify how the OCP relates to the RGS vision on p. 1 of the RGS	Identifies relationship to vision  The RCS articulates specific topic areas from the RGS		
				
429(2)(b)	Identify how the OCP relates to the projections provided in Table 1 of the RGS	RCS references RGS population projection	The projection aligns to the RGS projection.  Housing capacity and sewage capacity specify a 1% annual growth rate, the average annual growth rate calculated from the RGS projections	N/A
				
		<b>Managing and Balancing Growth</b> (Objectives 1.1 & 1.2)		
429(2)(c) and (d); 429(3)	Identify how the OCP relates to the RGS.	RCS reflects all relevant OCP content	Urban development is limited to Urban Containment boundaries.	N/A
				

**Relationship to Legislative Requirement**  
For CRD Board consideration

LGA	RCS Content	All relevant content is included	Clearly articulates relevant content	Plan to be consistent over time
<b>Environment and Infrastructure</b> (Objective 2.1 & 2.2)				
				N/A
	RCS reflects all relevant policy areas, and OCP policies		Policies support RGS sustainability principles and protect Capital Green Lands Policy Area identified on RGS Map 3a	
			Policies state residential growth is to be gradual and paced evenly and not exceed capacity of Saanich Peninsula Treatment Plant	
			OCP does not generally support extension of water or other services outside of areas supported by RGS	
<b>Housing and Community</b> (Objectives 3.1 & 3.2)				
				N/A
	RCS explicitly references Central Saanich's complete communities, and housing affordability policies and targets		OCP supports continued stable growth at average of approximately 1% (70 units), consistent with RGS targets.	
<b>Transportation</b> (Objective 4.1)				
				N/A
	Content reflects the Regional Transportation Plan and multi modal transportation network			

**Relationship to Legislative Requirement**  
For CRD Board consideration

LGA	RCS Content	All relevant content is included	Clearly articulates relevant content	Plan to be consistent over time
<b>Economic Development</b> (Objective 5.1)				N/A
The RCS references OCP policies and summarizes the relationship between the OCP policies and RGS policies		Policies support conservation and management of Renewable Resource Lands Policy Area identified on RGS Map 3a		
<b>Food and Agricultural Systems</b> (Objective 6.1)				
Policy citations are accurate		The OCP uses LGA Section 447 (1) (b) for the OCP/RCS to become consistent with the RGS food target over time. Consideration will be given in the next OCP update		
<b>Climate Action</b> (Objective 7.1)				N/A
Content reflects policy citation, and policy relationships		RCS references OCP policy statements supporting compact development, energy efficiency for building performance, and support for alternatives to the private automobile		