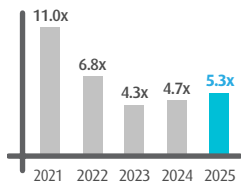


BUILDING INFRASTRUCTURE

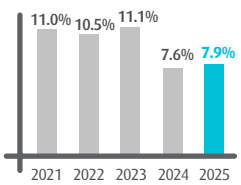


Investment in capital is **5.3x** the rate of depreciation

This is the amount of capital invested in infrastructure for every dollar that assets depreciate each year. In 2025, the investment in capital will be \$311.3M* compared to an amortization of \$58.6M*.

*Amortization based on net book value as per the audited financial statements from the preceding year

MANAGING DEBT



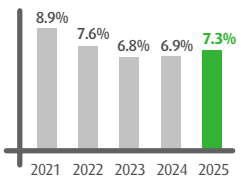
Debt servicing costs are **7.9%** of revenue

This is the amount of annual revenue committed to debt repayment for existing and new capital. In 2025, debt servicing costs will account for \$25.6M* out of total revenue of \$322.6M.**

*This excludes municipal borrowing.

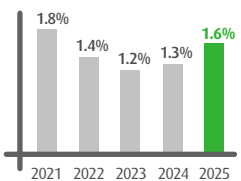
**This excludes municipal debt (17.9M), internal allocations (64.0M), and surplus carryforward (7.7M).

SAVING FOR THE FUTURE



Reserve transfers make up **7.3%** of the operating budget

This is the amount of total reserve contributions compared to the total CRD operating budget. In 2025, reserve transfers will total \$30.2M while the operating budget will total \$412.2M.



Reserve transfers make up **1.6%** of the depreciated value of assets

This is the amount of total reserve contributions compared to the total net book value of CRD assets. In 2025, reserve transfers will total \$30.2M while the net book value will total \$1,939.0M.*

*Based on net book value as per the audited statements from the preceding year.