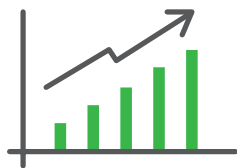
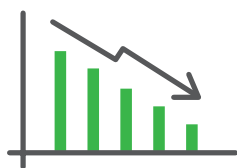


BUILDING INFRASTRUCTURE

Investment on capital is **15.1x** the rate of depreciation

This is the amount of capital invested in infrastructure for every dollar that assets depreciate each year. In 2019, the investment in capital will be \$382.2M* compared to an amortization of \$25.3M*.

**Amortization based on net book value as per the audited financial statements from the preceding year*

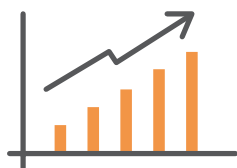
MANAGING DEBT

Debt servicing costs are **11.4%** of revenue

This is the amount of annual revenue committed to debt repayment for existing and new capital. In 2019, debt servicing costs will account for \$23.5M* out of total revenue of \$206.5M.**

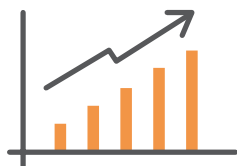
**This excludes municipal borrowing.*

***This excludes municipal debt (15.0M), internal allocations (35.1M), and surplus carryforward (5.2M).*

SAVING FOR THE FUTURE

Reserve transfers make up **6.4%** of the operating budget

This is the amount of total reserve contributions compared to the total CRD operating budget. In 2019, reserve transfers will total \$16.6M while the operating budget will total \$261.8M.



Reserve transfers make up **1.6%** of the depreciated value of assets

This is the amount of total reserve contributions compared to the total net book value of CRD assets. In 2019, reserve transfers will total \$16.6M while the net book value will total \$1,035.6M.*

**Based on net book value as per the audited statements from the preceeding year.*