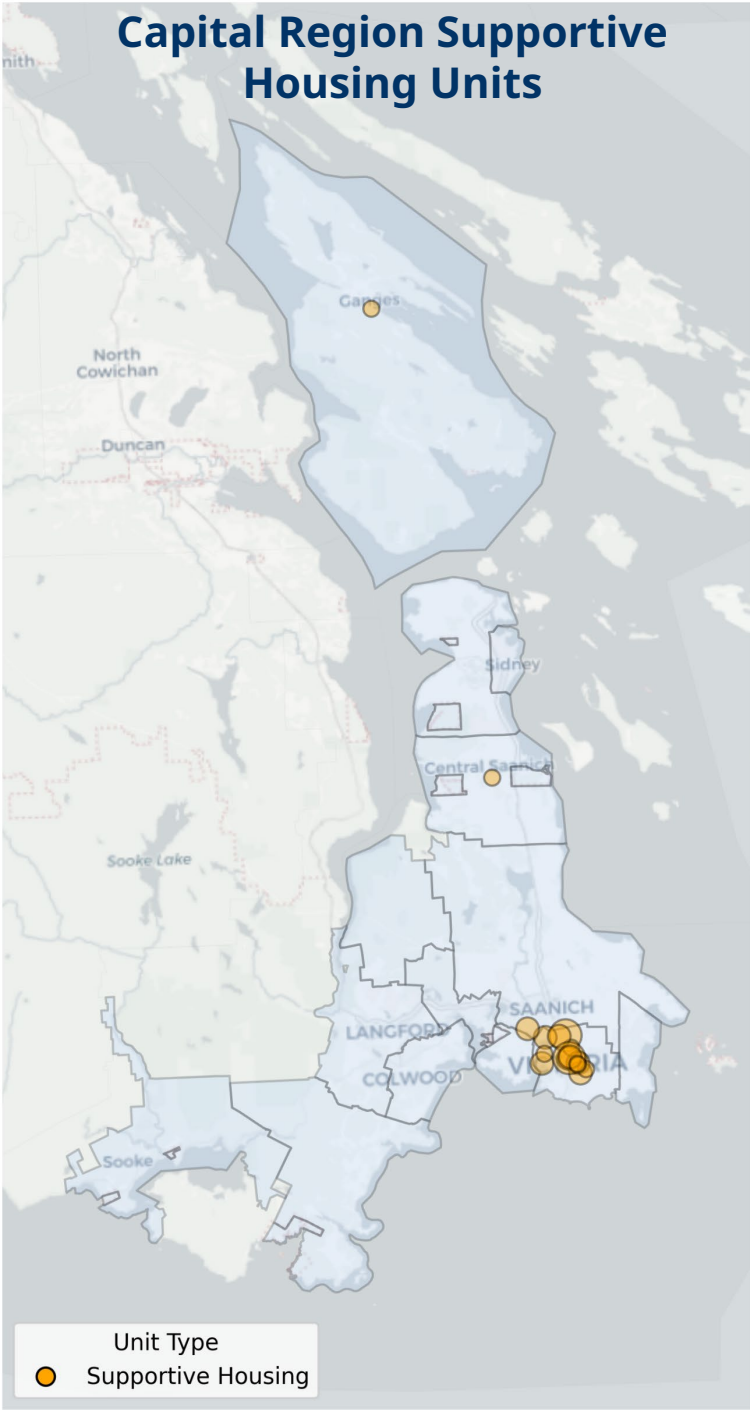


Capital Region Supportive Housing Units

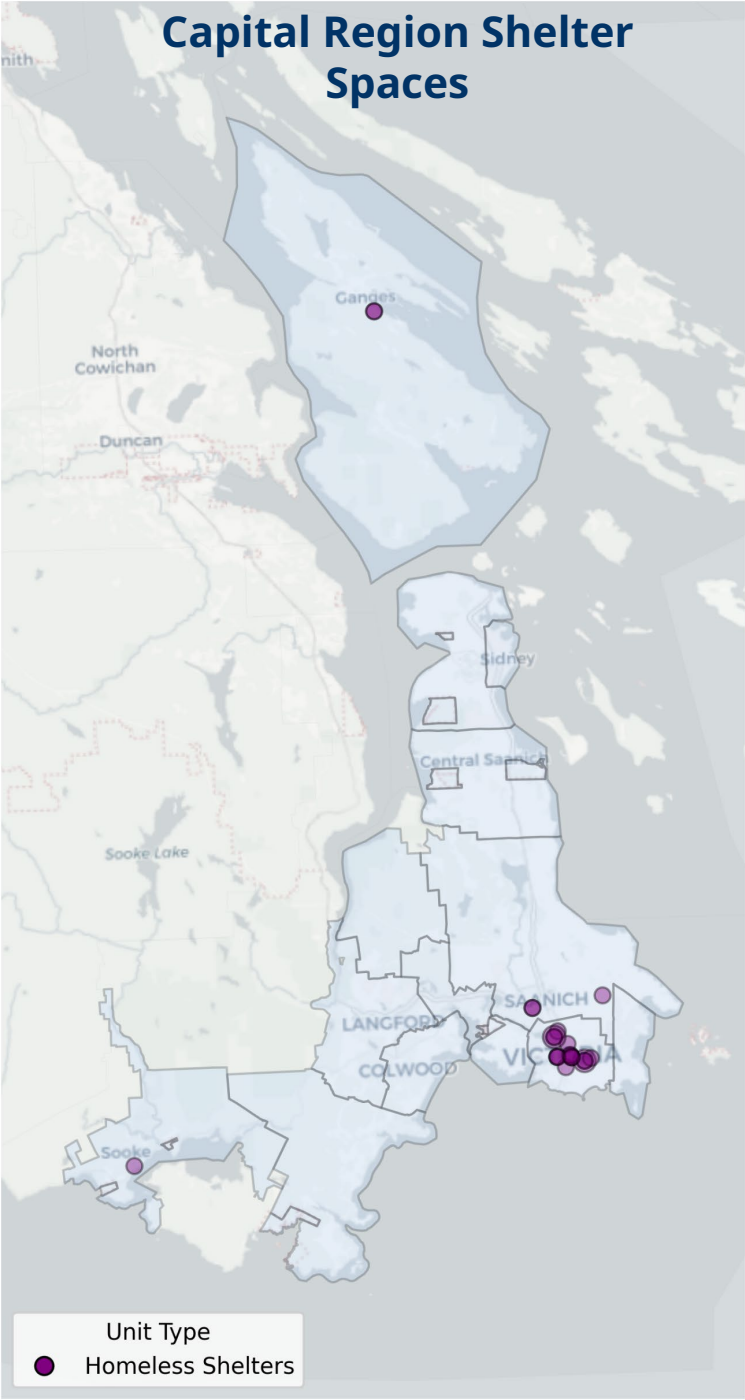
Community	Sites	In-progress units	Completed units	Units (total)	Units per 10,000 population	Share of units (%)
Victoria	16	304	742	1046	101.7	89.5
Saltspring Island	1	0	32	32	25.7	2.7
Central Saanich	1	0	39	39	21.5	3.3
Saanich	1	0	52	52	4.1	4.4
Colwood	0	0	0	0	0.0	0.0
Esquimalt	0	0	0	0	0.0	0.0
Highlands	0	0	0	0	0.0	0.0
Langford	0	0	0	0	0.0	0.0
Metchosin	0	0	0	0	0.0	0.0
North Saanich	0	0	0	0	0.0	0.0
Oak Bay	0	0	0	0	0.0	0.0
Sidney	0	0	0	0	0.0	0.0
Sooke	0	0	0	0	0.0	0.0
View Royal	0	0	0	0	0.0	0.0
TOTAL	19	304	865	1169	45.2	100.0



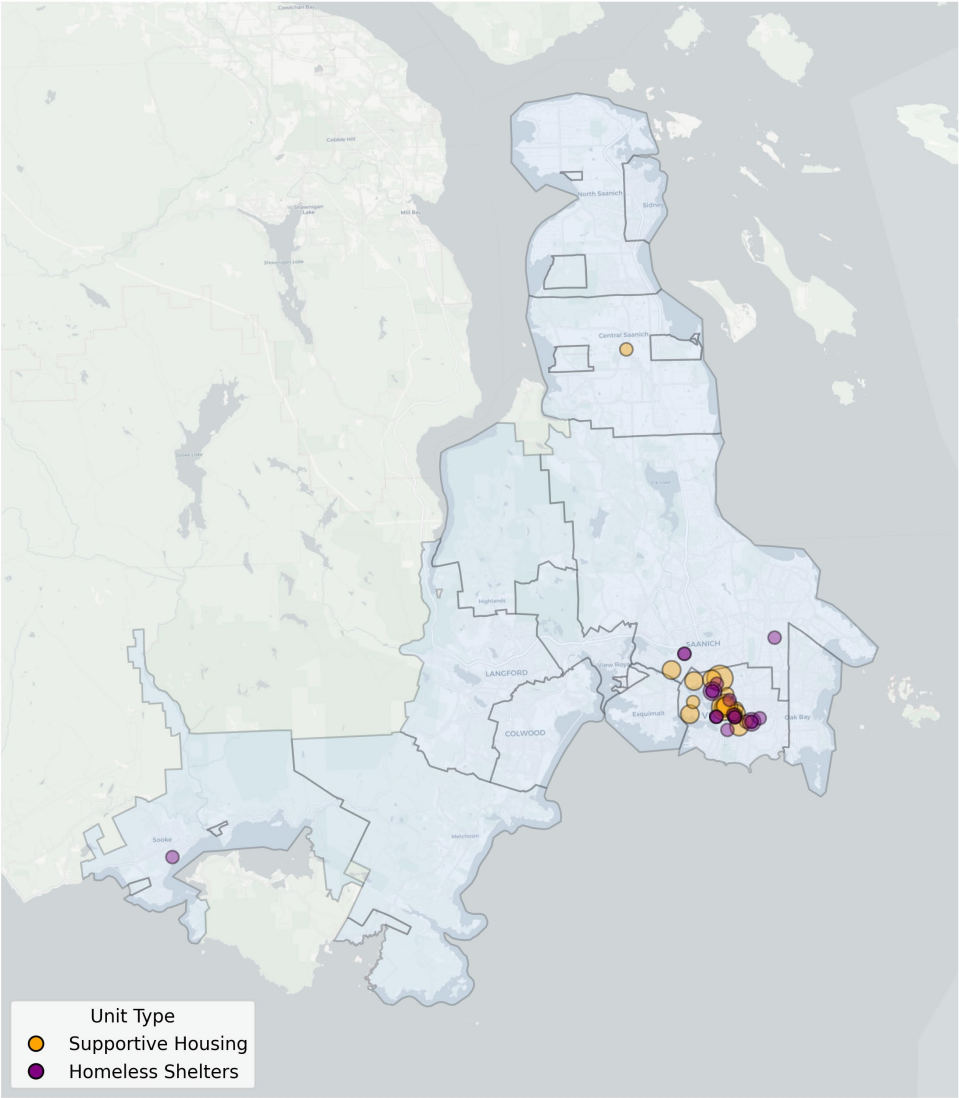
Capital Region Homeless Shelter Spaces

Community	Sites	Spaces	Spaces per 10,000 population	Share of spaces (%)
Victoria	14	439	42.7	78.1
Saltspring Island	2	40	32.1	7.1
Sooke	1	13	7.6	2.3
Saanich	3	70	5.6	12.5
Central Saanich	0	0	0.0	0.0
Colwood	0	0	0.0	0.0
Esquimalt	0	0	0.0	0.0
Highlands	0	0	0.0	0.0
Langford	0	0	0.0	0.0
Metchosin	0	0	0.0	0.0
North Saanich	0	0	0.0	0.0
Oak Bay	0	0	0.0	0.0
Sidney	0	0	0.0	0.0
View Royal	0	0	0.0	0.0
TOTAL	20	562	21.8	100.0

Notes: Shelter spaces in CRD (Victoria and Langford) associated with Women’s Transitional Housing not included.
Sites are defined as unique bed inventories (permanent and seasonal) and may share same location.



Capital Region Supportive Housing and Shelters



City of Victoria Supportive Housing and Shelters

